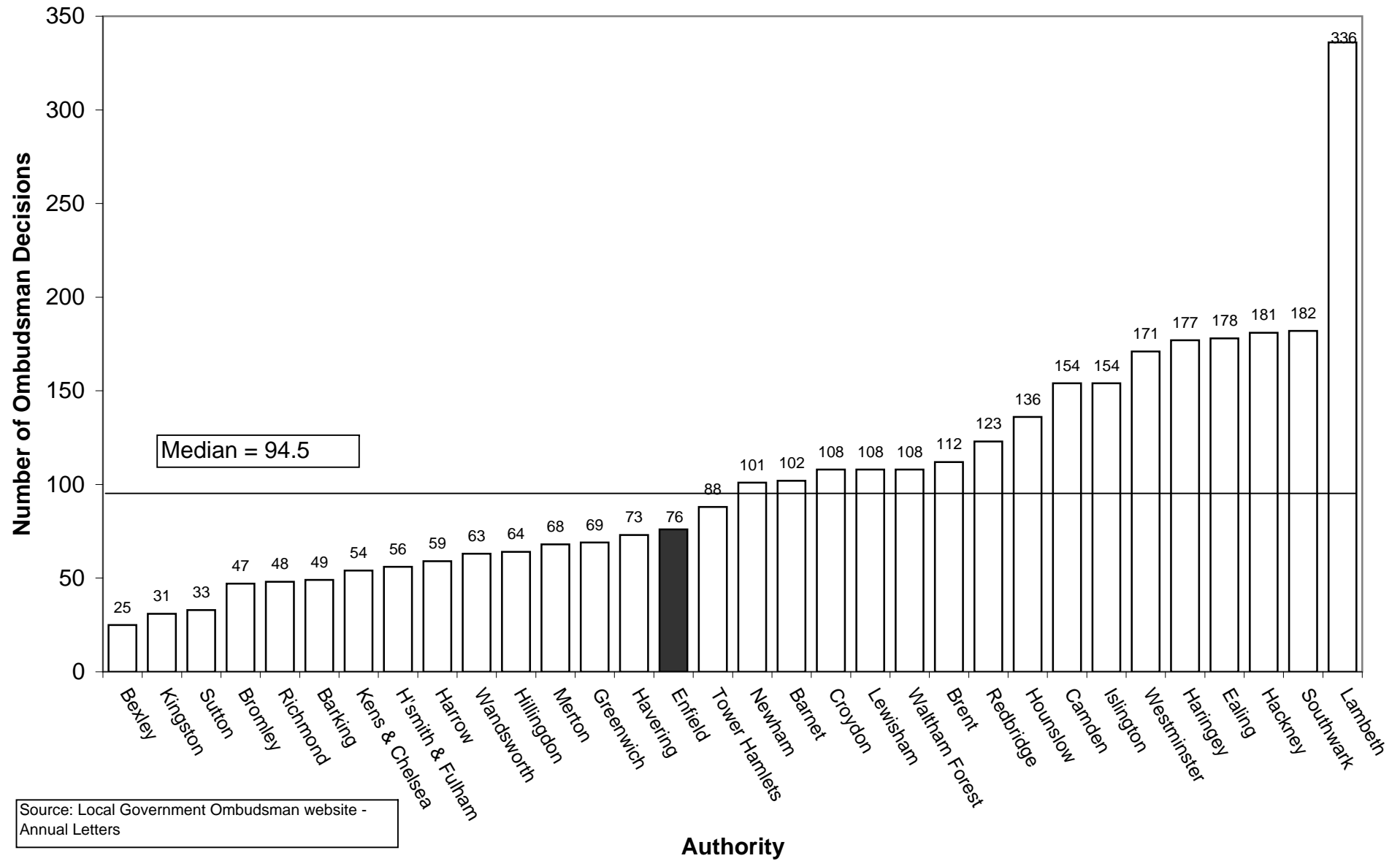


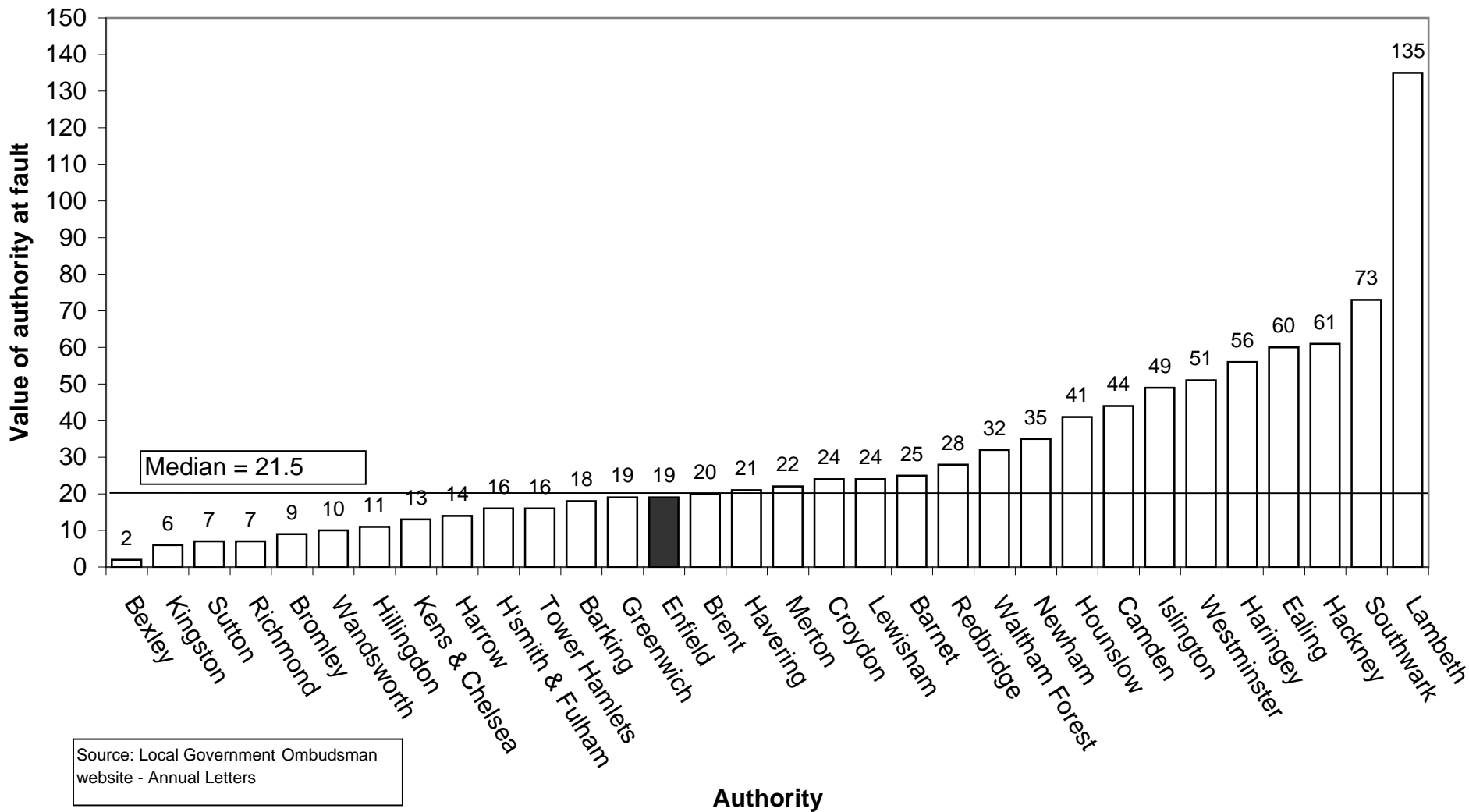
Number of Ombudsman Decisions in 2007/08 - Appendix E



Number of Ombudsman Decisions

<u>Authority</u>	<u>Ombudsman Decisions</u>
Bexley	25
Kingston	31
Sutton	33
Bromley	47
Richmond	48
Barking	49
Kens & Chelsea	54
H'smith & Fulham	56
Harrow	59
Wandsworth	63
Hillingdon	64
Merton	68
Greenwich	69
Havering	73
Enfield	76
Tower Hamlets	88
Newham	101
Barnet	102
Croydon	108
Lewisham	108
Waltham Forest	108
Brent	112
Redbridge	123
Hounslow	136
Camden	154
Islington	154
Westminster	171
Haringey	177
Ealing	178
Hackney	181
Southwark	182
Lambeth	336

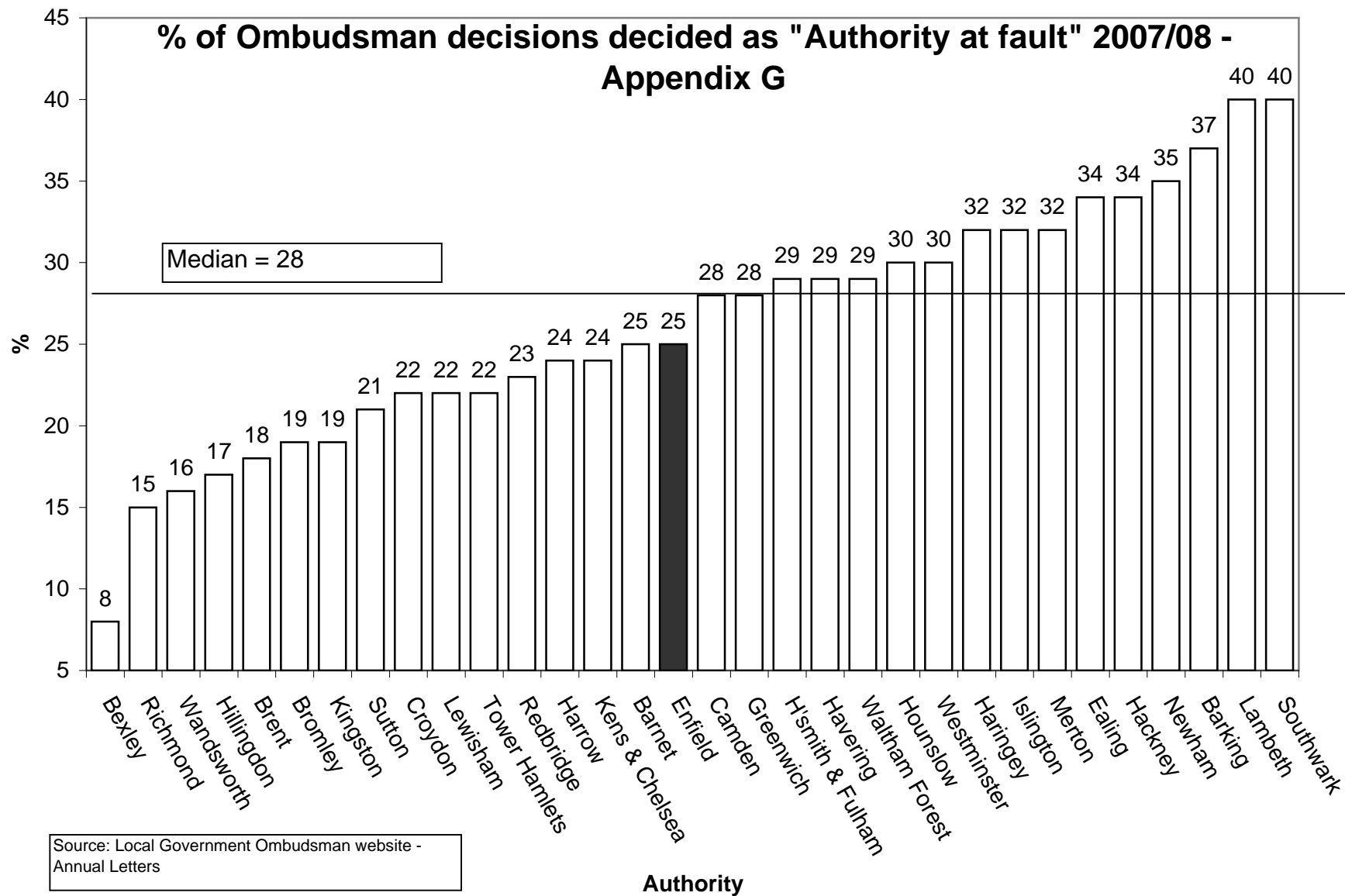
Volume of "Authority at fault" Ombudsman decisions 2007/08 - Appendix F



Volume of "Authority At Fault" Decisions (Maladministration or Local Settlement)

<u>Authority</u>	<u>Authority At Fault</u>
Bexley	2
Kingston	6
Sutton	7
Richmond	7
Bromley	9
Wandsworth	10
Hillingdon	11
Kens & Chelsea	13
Harrow	14
H'smith & Fulham	16
Tower Hamlets	16
Barking	18
Greenwich	19
Enfield	19
Brent	20
Havering	21
Merton	22
Croydon	24
Lewisham	24
Barnet	25
Redbridge	28
Waltham Forest	32
Newham	35
Hounslow	41
Camden	44
Islington	49
Westminster	51
Haringey	56
Ealing	60
Hackney	61
Southwark	73
Lambeth	135

% of Ombudsman decisions decided as "Authority at fault" 2007/08 - Appendix G



% of Ombudsman Decisions decided as "Authority At Fault" (Premature Complaints Excluded)

<u>Authority</u>	<u>%</u>
Bexley	8
Richmond	15
Wandsworth	16
Hillingdon	17
Brent	18
Bromley	19
Kingston	19
Sutton	21
Croydon	22
Lewisham	22
Tower Hamlets	22
Redbridge	23
Harrow	24
Kens & Chelsea	24
Barnet	25
Enfield	25
Camden	28
Greenwich	28
H'smith & Fulham	29
Havering	29
Waltham Forest	29
Hounslow	30
Westminster	30
Haringey	32
Islington	32
Merton	32
Ealing	34
Hackney	34
Newham	35
Barking	37
Lambeth	40
Southwark	40

)